

**Directional Signage**

**DS-1-A**  
Progress Right  
10" x 5.5"



**DS-1-B**  
Progress Right  
10" x 5.5"

**DS-2-A**  
Progress Down  
and to the Right  
10" x 5.5"



**DS-2-B**  
Progress Down  
and to the Right  
10" x 5.5"

**DS-3-A**  
Progress Up  
and to the Right  
10" x 5.5"



**DS-3-B**  
Progress Up  
and to the Right  
10" x 5.5"

**DS-4-A**  
Progress Left  
10" x 5.5"



**DS-4-B**  
Progress Left  
10" x 5.5"

**DS-5-A**  
Progress Down  
and to the Left  
10" x 5.5"



**DS-5-B**  
Progress Down  
and to the Left  
10" x 5.5"

**DS-6-A**  
Progress Up  
and to the Left  
10" x 5.5"



**DS-6-B**  
Progress Up  
and to the Left  
10" x 5.5"

**DS-7-A**  
Progress Forward  
10" x 5.5"



**DS-7-B**  
Progress Forward  
10" x 5.5"

**DS-8-A**  
Progress Down  
from here  
10" x 5.5"



**DS-8-B**  
Progress Down  
from here  
10" x 5.5"

**Door Signs**



**ES-1-B**  
EXIT (with pictogram)  
13.5" x 5.5"



**ES-1-A**  
EXIT (with pictogram)  
13.5" x 5.5"



**ES-2-B**  
FINAL EXIT  
(with pictogram)  
9.5" x 16"



**ES-2-A**  
FINAL EXIT  
(with pictogram)  
9.5" x 16"



**ES-3-B**  
EXIT THROUGH LOBBY  
(with pictogram)  
19.5" x 8.5"



**ES-3-A**  
EXIT THROUGH LOBBY  
(with pictogram)  
19.5" x 8.5"



**NAX-1**  
NOT AN EXIT  
(with pictogram)  
6.75" x 9.5"

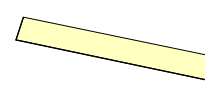
**Hand Rail Marking**

**Hand Rail Mounted**

**Wall Mounted**



**HRM-1**  
Handrail Marker  
1" x 19.5"



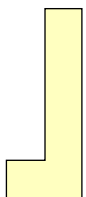
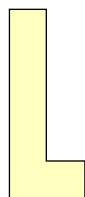

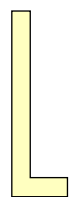
**AS50** or **AS25**  
2" x 39" or 1" x 39"

**Stair Tread Marking  
System 1: Side Edge Marking**

Designed to illuminate the ends of stair tread surfaces, providing visual cues of each stair step for the evacuees during a blackout.

**1" Wide System**

**2" Wide System**



**STEP-1-L**

**STEP-1-R**

**STEP-2-L**

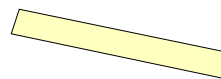
**STEP-2-R**

10" x 3" x 1"

10" x 3" x 2"

**Landing Line Marker**

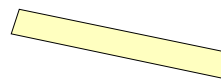
Identifies the limits of a stair landing.  
Slip resistant for both wet and dry.



**AS 50**  
2" x 39"  
or  
**AS 25**  
1" x 39"

**Floor Demarcation Lines**

Suitable for both Wall / Floor mount applications.



**AS 50**  
2" x 39"  
or  
**AS 25**  
1" x 39"

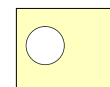
**Obstacle Marking**



**OM-1**  
1" x 39"

**Door Hardware Marking**

Illuminates door opening mechanisms for easier access.



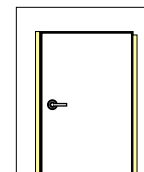
**N01A2015**  
7-4/5" x 10"  
DOOR HANDLE  
MARKER

**PUSH TO OPEN**

**AS25-PUSH**  
1" WIDE x 39" LONG  
DOOR BAR  
MARKER  
"PUSH TO OPEN"

**Exit Door Frame Outline Kit**

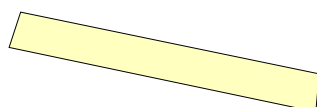
**EXD-1**  
1" x 39" Strips  
(pack of 6 strips - 18" total length)  
Fits most single exit doorways



\*Can be easily cut to desired length with stationary scissors.

**System Two: Across Entire Tread**

**Stair Strip System:** Illuminates the entire tread nosing edge with slip resistance protection for both wet and dry conditions.



**AS 50**  
2" x 39"  
or  
**AS 25**  
1" x 39"

**"All Aluminum Construction"**

For more information call:  
1-800 504-3822  
[www.evacmap.com](http://www.evacmap.com)